



H05V2V2-F/ H05V2V2H2-F

Application and Description


These cables are suitable for domestic premises, kitchen, office for light service or light portable apparatuses. With their special insulation and sheath compounds these cables are adapted for apparatus in kitchen and heating and for use in zones with high temperature (like lighting system apparatuses) without contact with warm parts and radiations. Unsuitable for outdoor use, in industrial and agricultural buildings or non-domestic portable tools. The maximum conductor temperature in normal use: 90°C. While high temperature use, skin contact must be avoided

Standard and Approval

<HAR>HD 21.12; HD 308 S2, DIN VDE 0281 part 1, part 12, DIN VDE 0293 part 308, DIN VDE 0295 CEI 20-20/12, CEI 20-35 (EN60332-1) / CEI 20-37 (EN50267), CENELEC HD 21.12 S1 /EN50265-2-1

Cable Construction

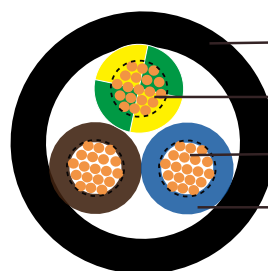
- Bare copper fine wire conductor
- Stranded to DIN VDE 0295 cl. 5, IEC 60228 cl. 5 and HD 383
- PVC core insulation T13 to VDE-0281 Part 1
- Green-yellow grounding (3 conductors and above)
- Color coded to VDE-0293-308
- PVC outer jacket TM3



H05V2V2-F

Technical Characteristics

- Working voltage: 300/500 volts
- Test voltage: 2000 volts
- Flexing bending radius: 15 x Ø
- Static bending radius: 4 x Ø
- Flexing temperature: +5° C to +90° C
- Static temperature: -40° C to +90° C
- Short circuit temperature: +160° C
- Flame retardant: IEC 60332.1
- Insulation resistance: 20 MΩ x km

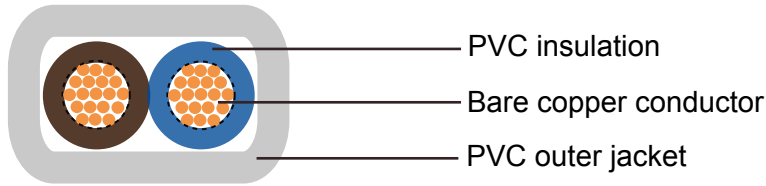


- PVC outer jacket
- Green/Yellow wire
- Bare copper conductor
- PVC insulation


H05V2V2-F



Harmonized Code



H05V2V2H2-F



H05V2V2H2-F

Cable Parameter

AWG	No. of Cores x Nominal Cross Sectional Area # x mm ²	Nominal Thickness of Insulation mm	Nominal Thickness of Sheath mm	Nominal Overall Diameter mm	Nominal Copper Weight kg/km	Nominal Weight kg/km
H05V2V2-F						
18(24/32)	2 x 0.75	0.6	0.8	6.2	14.4	54.2
18(24/32)	3 x 0.75	0.6	0.8	6.6	21.6	65
18(24/32)	4 x 0.75	0.6	0.8	7.1	29	77.7
18(24/32)	5 x 0.75	0.6	0.9	8	36	97.3
17(32/32)	2 x 1.00	0.6	0.8	6.4	19	60.5
17(32/32)	3 x 1.00	0.6	0.8	6.8	29	73.1
17(32/32)	4 x 1.00	0.6	0.9	7.6	38	93
17(32/32)	5 x 1.00	0.6	0.9	8.3	48	111.7
16(30/30)	2 x 1.50	0.7	0.8	7.4	29	82.3
16(30/30)	3 x 1.50	0.7	0.9	8.1	43	104.4
16(30/30)	4 x 1.50	0.7	1.0	9	58	131.7
16(30/30)	5 x 1.50	0.7	1.1	10	72	163.1
14(30/50)	2 x 2.50	0.8	1.0	9.2	48	129.1
14(30/50)	3 x 2.50	0.8	1.1	10	72	163
14(30/50)	4 x 2.50	0.8	1.1	10.9	96	199.6
14(30/50)	5 x 2.50	0.8	1.2	12.4	120	245.4
12(56/28)	3 x 4.00	0.8	1.2	11.3	115	224
12(56/28)	4 x 4.00	0.8	1.2	12.5	154	295
12(56/28)	5 x 4.00	0.8	1.4	13.7	192	361
10(84/28)	3 x 6.00	0.8	1.1	13.1	181	328
10(84/28)	4 x 6.00	0.8	1.3	13.9	230	490
H05V2V2H2-F						
18(24/32)	2 x 0.75	0.6	0.8	4.2 x 6.8	14.1	48
17(32/32)	2 x 1.00	0.6	0.8	4.4 x 7.2	19	57